



山河智能装备股份有限公司

2012 年度报告

2013 04

)			(	
		<b>2012</b>	<b>12</b>	<b>31</b>
	<b>10</b>	<b>0.3</b>		<b>0</b>

<b>2012</b>	.....	<b>1</b>
	.....	<b>1</b>
	.....	<b>2</b>
	.....	<b>2</b>
	.....	<b>3</b>
	.....	<b>6</b>
	.....	<b>8</b>
	.....	<b>10</b>
	.....	<b>10</b>
	.....	<b>12</b>
	.....	<b>12</b>
	.....	<b>51</b>

---

		2012 1 1 2012 12 31

**1**

**2**

**3**

			002097
	SUNWARD INTELLIGENT EQUIPMENT CO.,LTD.		
	SUNWARD		
	16		
	410100		
	16		
	410100		
	<a href="http://www.sunward.com.cn/">http://www.sunward.com.cn/</a>		
	db@sunward.com.cn		

	16	16
	0731-83572658	0731-83572669
	0731-83572606	0731-83572606
	caigy@sunward.com.cn	wangjian2@sunward.com.cn

	<a href="http://www.cninfo.com.cn/">http://www.cninfo.com.cn/</a>

	1999 07 29		430000000013283	430121712164273	71216427-3
	2012 06 08		430000000013283	430121712164273	71216427-3

	73 C 8

√

√

□ √

	2012	2011	(%)	2010
	1,937,344,815.78	3,089,671,450.09	-37.3%	2,838,137,748.93
	9,080,703.04	203,202,028.81	-95.53%	202,964,967.58
	-37,144,821.70	135,446,426.73	-127.42%	188,442,690.79
	54,582,207.22	122,021,168.30	-55.27%	-324,149,586.36
/	0.0218	0.4821	-95.48%	0.4933
/	0.0218	0.4821	-95.48%	0.4933
%	0.53%	12.34%	-11.81%	14.45%
	2012	2011	(%)	2010
	5,308,617,161.34	4,811,858,835.66	10.32%	4,340,926,531.56
	1,664,630,812.25	1,740,682,684.90	-4.37%	1,545,643,032.37

**1**

	9,080,703.04	203,202,028.81	1,664,630,812.25	1,740,682,684.90

**2**



	9,080,703.04	203,202,028.81	1,664,630,812.25	1,740,682,684.90

3

	2012	2011	2010	
	171,929.27	67,537.46	614,392.47	
	53,300,480.57	73,215,276.90	14,783,045.49	
			5,364,269.21	
	223,933.51	765,376.67	-3,157,215.28	
			-323,688.65	
	6,948,675.38	2,845,674.67	2,664,665.23	
	522,143.23	3,446,914.28	93,861.22	
	46,225,524.74	67,755,602.08	14,522,276.79	--

1 —

1 —

□ √

2012 “ ”

“ ”

1 2

3 4 5

6

193,734.48 37.30% -4,056.19 127.34%

908.07 95.53% 530,861.72 10.32%

166,463.08 4.37%

2012

2012

2013

**1**

	2012	2011	(%)
	1,937,344,815.78	3,089,671,450.09	-37.30%
	1,400,107,304.08	2,305,215,201.70	-39.26%
	242,022,114.23	262,879,030.04	-7.93%
	179,451,663.48	218,812,250.38	-17.99%
	128,765,976.16	119,584,533.56	7.68%
	-40,561,903.99	148,377,043.68	-127.34%
	13,624,564.36	222,425,234.72	-93.87%
	5,448,236.76	201,751,870.75	-97.30%
	54,582,207.22	122,021,168.30	-55.27%
	-297,428,985.92	-322,765,490.92	-7.85%
	95,734,215.97	189,426,586.37	-49.46%

(1) 2011 37.30%

(2) 2011 39.26%

(3) 127.34%

(4) 93.87%

(5)	97.30%	
(6)		55.27%
(7)		49.46%

2012

2012

20%

□ √

**2**

2012

		2012	2011	%
		3,811	6,793	-43.9%
		3,359	6,942	-51.61%
		1,481	1,933	-23.38%

30%

(1)	2011	43.90%
(2)	2011	51.61%

	410,873,312.13
%	21.21%

5

			%
1		140,946,648.21	7.28%
2		111,916,144.43	5.78%
3		68,261,026.37	3.52%
4		55,117,014.49	2.84%

5		34,632,478.63	1.79%
		410,873,312.13	21.21%

**3**

	2012		2011		2010 (%)
		%		%	
	1,149,818,371.16	87.71%	2,052,840,108.54	90.11%	-43.99%
	33,514,267.36	2.56%	48,070,608.46	2.33%	-36.85%
	31,546,620.54	2.41%	31,101,821.81	1.37%	1.43%
	96,110,401.60				

4

	2012	2011	%
	242,022,114.23	262,879,030.04	-7.93%
	179,451,663.48	218,812,250.38	-17.99%
	128,765,976.16	119,584,533.56	7.68%
	8,176,327.60	20,673,363.97	-60.45%

60.45%

5

2012	78,488,578.99
2012	4.63%
2012	4.07%

6

	2012	2011	%
	1,652,119,417.32	2,819,911,933.78	-41.41%
	1,597,537,210.10	2,697,890,765.48	-40.79%
	54,582,207.22	122,021,168.30	-55.27%
	13,932,123.00	226,500.00	6,051.05%
	311,361,108.92	322,991,990.92	-3.6%
	-297,428,985.92	-322,765,490.92	7.85%
	1,953,088,613.38	1,865,522,208.16	4.69%
	1,857,354,397.41	1,676,095,621.79	10.81%
	95,734,215.97	189,426,586.37	-49.46%
	-148,035,659.86	-13,534,122.12	-993.8%

30%

(1) 41.41%

(2) 40.79%

- (3) 55.27%  
 (4) 6051.05%  
 (5) 49.46%

√ □

2583.78

			(%)	%	%	%
	1,928,442,410.31	1,393,528,829.01	27.74%	-37.43%	-39.38%	2.32%
	746,183,459.21	499,395,472.91	33.07%	-43.15%	-49.04%	7.73%
	775,960,415.11	595,912,152.93	23.2%	-41.78%	-40.94%	-1.09%
	86,599,567.99	52,963,481.31	38.84%	-32.65%	-34.68%	1.91%
	195,494,190.93	160,654,922.27	17.82%	-16.72%	-12.47%	-3.99%
	124,204,777.07	84,602,799.59	31.88%	68.55%	86.08%	-6.42%
	210,579,655.92	148,554,322.11	29.45%	-51.68%	-56.59%	7.98%
	202,134,444.20	163,072,984.31	19.32%	-55.31%	-55.31%	-0.01%
	454,528,121.65	342,519,291.43	24.64%	-34.98%	-34.3%	-0.78%
	301,882,569.59	208,389,546.10	30.97%	-46.79%	-52.61%	8.47%
	129,303,719.08	99,892,022.11	22.75%	-41.83%	-39.29%	-3.23%
	630,013,899.87	431,100,662.95	31.57%	-10.69%	-7.53%	-2.34%

1

□ √

1

	2012		2011		%	

		%		%		
	714,077,130.79	13.45%	916,551,099.22	19.05%	-5.6%	
	1,620,705,588.82	30.53%	1,275,676,040.02	26.51%	4.02%	
	1,361,227,717.79	25.64%	1,340,018,328.13	27.85%	-2.21%	
	30,645,991.36	0.58%	24,694,747.29	0.51%	0.07%	
	585,541,143.93	11.03%	525,471,201.98	10.92%	0.11%	
	316,969,398.12	5.97%	110,392,371.05	2.29%	3.68%	

	0.00	0.00	0.00	0.00			0.00
		0.00	0.00	0.00			
		0.00	0.00	0.00			
	0.00	0.00	0.00	0.00			0.00
	0.00	0.00	0.00	0.00			0.00
	0.00	0.00	0.00	0.00			0.00
	0.00	0.00	0.00	0.00			0.00

□ √

1 “ ”

“

” 2004

300

“ ”

2

7

53

“863 ”

3

ISO9001:2000

ERP

4

“863 ” 3 2003 12

“



” 2004 “ ” 2004 “ 100 ” 2008 12  
 2008 2009 “ ” “ ” “

5

“ ” “ ” “ ” “ ” “ ” “ ” “ ” “ ” “

1

1

2012	2011	
8,000,000.00	44,700,000.00	-82.1%
		%
		17.76%

2

				%		%				
	0.00	0	--		0	--	0.00	0.00	--	--

3

				%		%				
	0.00	0	--		0	--	0.00	0.00	--	--

2

1

	0	--	--	--	0	0	0	--	0	--	--

2

3

	--	0	--	--	--	--	--

3

1

	79,826.81
	0
	81,185.12
	0
	9,600
%	12.03%

2

	( )	(1)	(2)	(%) (3) (2)/(1)						
	--	0	0	0	0	--	--	0	--	--

3

	(1)	(2)	(%) (3) =(2)/ (1)						
	--	0	0	--	--	0	--	--	--
( )									

4

						( )	( )	
			11000	373,328.65 2.80	71,744,701. 45	89,887,567. 46	-23,431,5 04.99	-19,777,032.4 5
			60000	815,321,84 1.86	594,964,60 1.41	37,113,025. 77	-17,676,6 28.94	-13,988,301.2 3

				3300	69,933,211.19	51,690,038.46	17,477,954.67	-10,453,681.38	-11,138,145.97
				100	8,495,490.79	3,859,824.71	32,627,846.27	375,667.85	501,186.19
				2740	28,354,887.40	27,100,998.80	0.00	-309,249.46	-309,249.46
				1	3,192,436.28	-213,446.25	357,690.07	-400,309.45	-302,744.00
( )				1	220.11	-3,280,152.95	0.00	-3,099.16	-3,099.16
( )				500	9,502,627.09	3,039,265.76	367,596.71	-1,132,347.86	-890,332.16
				2000	8,617,349.08	8,383,841.74	0.00	-2,233.57	-2,233.57
				4000	39,284,935.25	39,556,803.60	0.00	-138,319.65	-138,304.65
				6757	81,098,411.73	58,051,075.66	914,646.20	-629,855.04	767,829.96
				4200	39,426,826.99	31,851,404.62	896,220.23	309,563.91	968,563.91

--	--	--	--	--	--	--	--	--	--


5

		107,000	11,317.69	24,211.29	
		60,000	8,579.58	37,118.83	
		167,000	19,897.27	61,330.12	--
					--
1		2010 7 21			
		2670		6	1000
	2	10.7	406		
				2	2010
3	14				
		2000	1000		6
	2011	415		2012 8 1	15
		G2011-002C	500		

1

2013

“ ” “ ”

2011

2013

2 2013

2013

1 “ ”  
“ ”  
“ ”

2

3

4

3 2013

2013 22.5 2012 16.14% 7,890  
294.52% 8,033 784.57%

4

1

“ ”

2

“ ”

2012 10 24 2013 ”  
“  
0-1 1 5% 2% 1-2 2 10% 6%  
2-3 3 3-4 4 35% 40% 4-5 5 50%  
70% 5  
2012 4,031.60

< > “ ”  
 2012 6 25 2012 36  
 < >  
 2012 7 12 2012

10	0
10	0.3
10	0
	12,343,500.00
	624,197,862.26
5222426.28	2011
10	0.30
2012	2012
2012	2012 12 31
1,234.35	411,450,000
52224262.82	10%
	624197862.26

3

2010	2010 12 31	420450000	10	0.3
2011	2011 12 31	421450000	10	0.4
2012	2012 12 31	411450000	10	0.3

			%
2012	12,343,500.00	9,080,703.04	135.93%
2011	16,858,000.00	203,202,028.81	8.3%
2010	12,613,500.00	202,964,967.58	6.21%

□ √

“ ”

2012

ISO14001 2004

2012	03	08			
2012	07	05			
2012	09	05			
2012	09	11			
2012	11	22			
2012	11	26			



□ √

√ □

“ ” “ ” “ ”	2012 12 08	2012-042

	0	0
	0	0
	0	0
	0	0
	--	--
	0	0
	--	--
(%)	0%	

**1**

--	--	--

						(%)				
		5,918							2012 11 24	2012-038

2012 10 31 ( " ") 5918 2012 11 18

2

						(%)							

3

2012 3 23 2011 A

19 19 1,000 1 2010 12

17 900 7.10 / 2010 0.03 / 7.07 / 2

2011 12 20 100 7.10 / 7.10 / 2012 5 15

1,000 19 2012 5 17 2012 4 20

2012 5 18

**1**

							(%)					
				--	--	0	--	--	--	--	--	--

**2**

--	--	--	--	--	--	--	--	--	--	--	--	--

**3**

--	--	--	--	--	--	--	--	--	--	--	--	--

**4**

□ √

--	--	--	--	--	--	--	--	--	--	--	--	--

**5**

--	--	--	--	--	--	--	--	--	--	--	--	--

1

1

10%

□ √

2

10%

3

10%

□ √

2

	2012	11		2012	11			
	24		20,000	28		16,889.15	12	
A1			20,000		A2	16,889.15		
A3			20,000		A4	16,889.15		

	2012 08 29	2,000	2013 01 23	1,000		12		
	2011 12 20	8,000		0		12		
	2011 05 20	20,000		0		12		
B1		2,000		B2		1,000		
B3		30,000		B4		1,000		
A1+B1		22,000		A2+B2		17,889.15		
A3+B3		50,000		A4+B4		17,889.15		
A4+B4				10.75%				
C				0				
D 70%				0				
E 50%				0				
C+D+E				0				

1

	0	0	0	0
(%)	0%			

--	--

**3**

		5,940	6,007		2012 31	10		5,918		

**1**

**5%**

		2012 12 21			
		109,058,760		2012 12 20	12
		109,058,760			
		2013 12 21			


2

--	--	--	--	--	--	--	--

	50
	5

1.

45

“ ”

/						
---	--	--	--	--	--	--

5%

□ √





		(%)							(%)
	124,825,472	29.62%	-10,000,000			-2,525,552	-12,525,552	112,299,920	27.29%
3	119,058,760	28.25%	-10,000,000				-10,000,000	109,058,760	26.51%
	119,058,760	28.25%	-10,000,000				-10,000,000	109,058,760	26.51%
5	5,766,712	1.37%				-2,525,552	-2,525,552	3,241,160	0.79%
	296,624,528	70.38%				2,525,552	2,525,552	299,150,080	72.71%
1	296,624,528	70.38%				2,525,552	2,525,552	299,150,080	72.71%
	421,450,000	100%	-10,000,000			0	-10,000,000	411,450,000	100%

900

100

1000

2012 3 23

2011

A

19

1,000

2012 5 15

1,000

19

2012 5 17

## 1

A	2010 12 17	7.10	9,000,000	2010 12 31	9,000,000	2012 05 17
A	2011 12 20	7.10	1,000,000	2011 12 30	1,000,000	2012 05 17

2010 7 12	10 2	1	
10 3 2009			13,715
41,145			
2010 12 17		900	42,045
2011 12 20		100	42,145
2012 5 15			19
2012 5 17	1,000		

## 2

	9,937.5	3,320	2006 12 22
	13,257.5		
2007 8 22	10 2	8	0.3 2007
		13,257.5	26,515
2008 1 9	915	2008 1 21	27,430
2010 7 12	10 2	1	
10 3 2009			13,715
41,145			
2010 12 17		900	42,045
2011 12 20		100	42,145

2012 5 15

19

2012 5 17 1,000 41,145

3

--	--	--

1

		59,674	5				59,246
5%							
		%					
		26.57%	109,308,760	-1750000	109,246,260	62,500	
		9.64%	39,650,794	-3066500	0	39,650,794	
		1.65%	6,777,689	-1796940		6,777,689	
		0.84%	3,448,080			3,448,080	3,438,603
		0.65%	2,660,154	-1000000		2,660,154	
		0.64%	2,640,741	295049		2,640,741	
		0.64%	2,625,000			2,625,000	2,625,000
		0.62%	2,554,015	-2800000		2,554,015	
		0.6%	2,467,089	-1500000		2,467,089	

		0.45%	1,833,346	-119800		1,833,346		
		10						
						4		
						39,650,794		39,650,794
						6,777,689		6,777,689
						3,448,080		3,448,080
						2,640,741		2,640,741
						2,625,000		2,625,000
						2,554,015		2,554,015
						1,833,346		1,833,346
						1,626,409		1,626,409
500 (LOF)						1,306,205		1,306,205
						1,290,240		1,290,240
10 10 10								

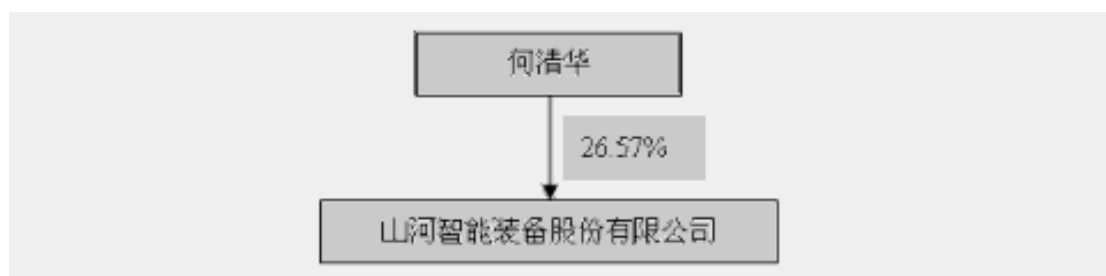
2

5					

10	
----	--

3

5		



4 10%

	/
--	---



				66	2010 21	05	2013 20	05	111,058,76 0	250,000	1,750,000	109,308,76 0
				52	2010 21	05	2013 20	05	0	0	0	0
				50	2010 21	05	2013 20	05	0	0	0	0
				43	2010 21	05	2013 20	05	0	0	0	0
				39	2012 23	03	2013 20	05	0	0	0	0
				50	2010 21	05	2013 20	05	1,300,000	0	1,300,000	0
				49	2010 21	05	2012 28	09	400,000	0	400,000	0
				50	2010 21	05	2013 20	05	0	0	0	0
				54	2010 21	05	2013 20	05	0	0	0	0
				39	2010 21	05	2013 20	05	0	0	0	0
				47	2010 21	05	2013 20	05	0	0	0	0
				55	2011 20	05	2013 20	05	1,570,000	0	1,300,000	270,000
				50	2010 21	05	2013 20	05	0	0	0	0
				50	2010 21	05	2013 20	05	0	0	0	0
				51	2010 21	05	2013 20	05	350,000	0	350,000	0

				47	2010 07 28	2013 05 20	400,000	0	400,000	0
				41	2010 10 26	2013 05 20	600,000	0	600,000	0
				39	2011 04 15	2012 05 10	0	0	0	0
				44	2010 05 21	2012 09 28	150,000	0	150,000	0
				49	2012 07 19	2013 05 20	0	0	0	0
	--	--	--	--	--	--	115,828,760	25,0000	6,500,000	109,578,760

1 2012 3 23

2011

A

19

1,000

2012 5 15

19

1,000

2012 5 17

200

130

40

130

35

40

60

15

350

2 2012 8 30

6.68 /

25

5

2005 11

2005 11

2010 9

3M

3M Company

2010






			2010 01 01		
			2009 06 08		

√ □

			1984 07 02		
			2005 05 30	2014 10 18	
			2011 10 27	2014 10 26	
			2008 09 20	2014 09 19	
			2010 10 26	2013 10 25	
			2010 08 11	2013 08 10	
			2008 02 20	2014 02 20	
			2011 03 18	2014 03 17	
			2011 02 15	2014 02 14	
			2009 05 11	2015 05 10	
			2010 10 15	2016 10 14	
			2011 09 05	2017 09 04	
			2009 06 08		
			2010 08 11	2013 08 10	
	3M (3M Company)		2010 09 01	2013 05 20	



		01			
		2008 02	2014 02	19	
		20			
		2011 03	2014 03	17	
		18			
		2011 02	2014 02	24	
		25			
		2009 05	2015 05	10	
		11			
		2011 10	2014 10	26	
		27			
		2010 08	2013 08	10	
		11			
		2011 02	2014 02	24	
		25			

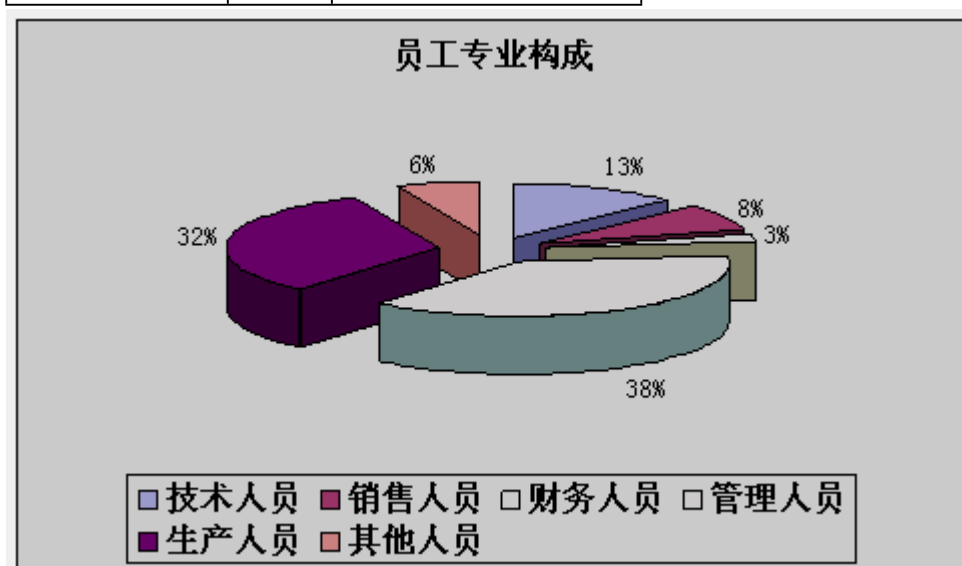
	43	0	0
	39	0	0
	50	40	40
	49	25	25
	50	5	5
	54	5	5
	39	5	5
	47	5	5
	55	35	35
	50	11	11
	50	19	19
	51	40	40
	47	40	40
	41	40	40

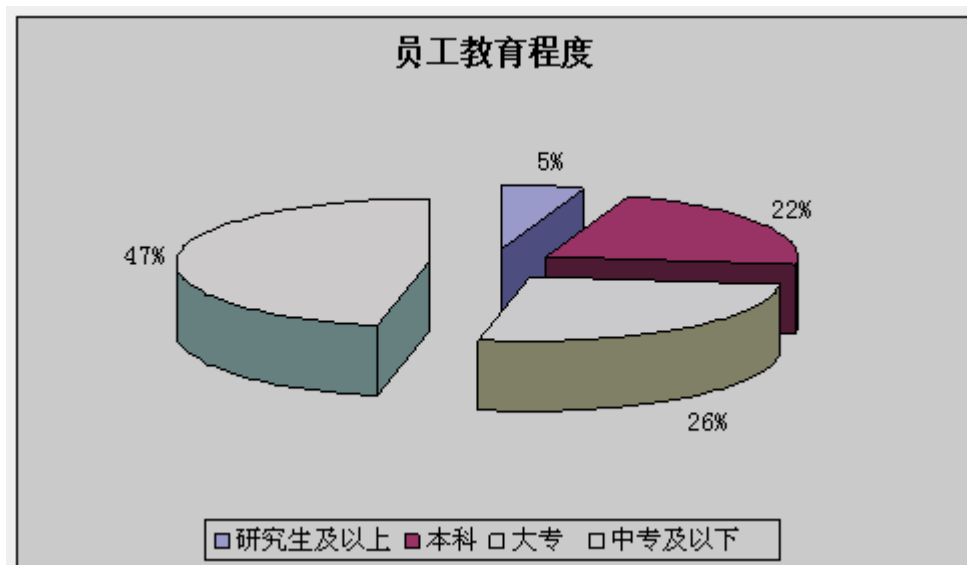
( )

2077

0

	272	13.10%
	158	7.61%
	54	2.60%
	789	37.99%
	669	32.21%
	135	6.50%
	2077	100.00%
	107	5.15%
	452	21.76%
	548	26.38%
	970	46.70%
	2077	100.00%
30	982	47.28%
30 40	679	32.69%
40-50	337	16.23%
50	79	3.80%
	2077	100.00%









2012 8 27

2012 8 29

<http://www.cninfo.com.cn>

1

2

3

**1**

	1		
2011	2012 03 23		

		11			
			12		
			13		
			14		
		<			
		>			

2

2012	2012 04 23	1	2	2012 04 24	2012-015
2012	2012 07 12	1 < > 2 < > 3 2012 -2014		2012 07 13	2012-027
2012	2012 12 13	1	2	2012 12 14	2012-043

		3			
			4		
		5			
		<			
			>		
		6			
			7		
			<		
			>		
		8			
		<			
			>		
		9			
		<			
			>		

1

	9	6	3			
	9	6	3			
	9	6	2		1	
	9	6	3			
						4

2

3

1

2

2012

3

4

2

1

2

3

4

5

2012

	2013 04 24
	2012 <a href="http://www.cninfo.com.cn">www.cninfo.com.cn</a>

√ □

	2013 04 24
	<a href="http://www.cninfo.com.cn">http://www.cninfo.com.cn</a>

□ √

√ □

	2013 04 22
	2013 01020015

2012





	30,645,991.36	24,694,747.29
	585,541,143.93	525,471,201.98
	316,969,398.12	110,392,371.05
	450,924,777.93	342,867,841.25
	2,532,675.23	2,532,675.23
	228,880.00	308,860.00
	24,287,593.45	22,745,805.93
	1,425,819,675.01	1,043,234,635.55
	5,308,617,161.34	4,811,858,835.66
	1,579,498,861.46	799,601,800.00
	137,953,993.90	59,724,001.38
	941,936,191.38	705,353,213.66
	48,721,894.46	51,283,440.77
	17,722,583.58	19,646,384.50
	2,118,983.03	87,021,243.93
	8,727,596.21	12,874,353.11
	131,854,080.52	156,431,060.96

	279,000,000.00	215,000,000.00
		200,026,552.61
	3,147,534,184.54	2,306,962,050.92
	286,715,217.00	598,600,000.00
	757,928.34	339,476.49
	180,187,458.44	132,850,596.30
	467,660,603.78	731,790,072.79
	3,615,194,788.32	3,038,752,123.71
	411,450,000.00	421,450,000.00
	576,242,514.71	634,469,231.50
	1,220,217.49	
	101,292,488.94	96,070,062.66
	574,405,135.03	588,362,124.24
	20,456.08	331,266.50
	1,664,630,812.25	1,740,682,684.90
	28,791,560.77	32,424,027.05
	1,693,422,373.02	1,773,106,711.95
	5,308,617,161.34	4,811,858,835.66

	490,055,336.84	705,160,004.35
	5,553,000.00	25,403,000.00
	1,460,231,405.06	1,201,844,312.58
	112,278,441.65	147,417,969.78
	251,815,399.56	142,472,834.34
	1,170,949,000.62	1,159,574,081.37

	5,098,839,409.45	4,841,585,743.24
	1,569,498,861.46	771,601,800.00
	107,958,070.39	43,302,588.62
	871,208,512.20	632,346,346.29
	48,397,376.61	51,089,340.56
	15,541,952.52	19,112,937.26
	16,001,404.67	101,925,611.64
	8,670,096.21	12,874,353.11
	171,502,007.35	411,824,403.42
	279,000,000.00	215,000,000.00
		200,000,000.00
	3,087,778,281.41	2,459,077,380.90
	286,715,217.00	598,600,000.00
	757,928.34	339,476.49
	10,425,200.00	36,568,300.00
	297,898,345.34	635,507,776.49
	3,385,676,626.75	3,094,585,157.39
	411,450,000.00	421,450,000.00
	576,222,431.50	634,469,231.50
	101,292,488.94	96,070,062.66
	624,197,862.26	595,011,291.69

	1,713,162,782.70	1,747,000,585.85
	5,098,839,409.45	4,841,585,743.24

## 3

	1,937,344,815.78	3,089,671,450.09
	1,937,344,815.78	3,089,671,450.09
	1,978,056,172.22	2,942,043,276.47
	1,400,107,304.08	2,305,215,201.70
	11,262,190.54	9,880,881.74
	242,022,114.23	262,879,030.04
	179,451,663.48	218,812,250.38
	128,765,976.16	119,584,533.56
	16,446,923.73	25,671,379.05
“ ”		
“ ”	149,452.45	748,870.06
“ ”		

“ ”	-40,561,903.99	148,377,043.68
	55,311,760.67	74,984,204.85
	1,125,292.32	936,013.81
		43,600.05
“ ”	13,624,564.36	222,425,234.72
	8,176,327.60	20,673,363.97
“ ”	5,448,236.76	201,751,870.75
	9,080,703.04	203,202,028.81
	-3,632,466.28	-1,450,158.06
	--	--
	0.0218	0.4821

	19,255,686.12	25,048,820.11
“ ”		
“ ”	-1,311,585.50	-706,358.78
“ ”	13,344,712.80	193,037,607.43
	47,253,374.20	20,039,459.40
	1,075,559.81	704,326.54
		43,600.05
“ ”	59,522,527.19	212,372,740.29
	7,298,264.37	19,019,117.30
“ ”	52,224,262.82	193,353,622.99
	--	--
	0.0218	0.4821
	0.0218	0.4821
	52,224,262.82	193,353,622.99

## 5

	1,537,612,606.94	2,629,373,406.74



	506,047.77	3,417,883.55
	114,000,762.61	187,120,643.49
	1,652,119,417.32	2,819,911,933.78
	1,088,985,721.11	2,269,280,451.14
	186,474,031.61	225,955,255.80
	208,370,752.88	94,960,411.75
	113,706,704.50	107,694,646.79
	1,597,537,210.10	2,697,890,765.48
	54,582,207.22	122,021,168.30
	12,971,226.00	
	896,854.80	
	189,770.00	226,500.00
	-125,727.80	
	13,932,123.00	226,500.00
	303,361,108.92	295,938,890.86
	8,000,000.00	27,053,100.06

	311,361,108.92	322,991,990.92
	-297,428,985.92	-322,765,490.92
	-71,242,148.84	14,591,463.82
		7,491,463.82
	2,020,221,203.25	1,814,978,740.93
	4,109,558.97	35,952,003.41
	1,953,088,613.38	1,865,522,208.16
	1,687,907,833.53	1,532,539,251.07
	153,539,550.12	116,723,396.86
	15,907,013.76	26,832,973.86
	1,857,354,397.41	1,676,095,621.79
	95,734,215.97	189,426,586.37
	-923,097.13	-2,216,385.87
	-148,035,659.86	-13,534,122.12
	708,760,343.86	722,294,465.98
	560,724,684.00	708,760,343.86

## 6

	1,491,077,807.43	2,614,308,460.76
		2,488,120.18
	31,132,171.49	61,038,420.20
	1,522,209,978.92	2,677,835,001.14

	1,025,241,176.91	2,157,775,366.70
	141,045,182.34	180,087,453.83
	203,420,998.06	90,144,320.54
	85,469,714.69	129,792,542.74
	1,455,177,072.00	2,557,799,683.81
	67,032,906.92	120,035,317.33
	896,854.80	
	189,770.00	226,500.00
	1,086,624.80	226,500.00
	56,707,735.67	120,612,742.91
	12,056,499.19	338,281,874.06
	68,764,234.86	458,894,616.97
	-67,677,610.06	-458,668,116.97
	-71,242,148.84	7,100,000.00
	2,207,221,203.25	2,120,478,740.93
		35,952,003.41
	2,135,979,054.41	2,163,530,744.34
	2,043,032,665.53	1,875,539,251.07
	153,039,370.83	114,998,988.84
	103,130,413.47	5,933,484.00
	2,299,202,449.83	1,996,471,723.91
	-163,223,395.42	167,059,020.43

	-906,128.74	-2,148,474.96
	-164,774,227.30	-173,722,254.17
	518,268,738.85	691,990,993.02
	353,494,511.55	518,268,738.85

7

	421,450,000.00	634,469,231.50			96,070,062.66		588,362,124.24	331,266.50	32,424,027.05	1,773,106,711.95
	421,450,000.00	634,469,231.50			96,070,062.66		588,362,124.24	331,266.50	32,424,027.05	1,773,106,711.95
“ ”	-10,000,000.00	-58,226,716.79		1,220,217.49	5,222,426.28		-13,956,989.21	-310,810.42	-3,632,466.28	-79,684,338.93
							9,080,703.04		-3,632,466.28	5,448,236.76
		20,083.21						-310,810.42		-290,727.21
		20,083.21					9,080,703.04	-310,810.42	-3,632,466.28	5,157,509.55
	-10,000,000.00	-58,246,800.00								-68,246,800.00
1	-10,000,000.00	-61,000,000.00								-71,000,000.00
2		2,753,200.00								2,753,200.00

3		0.00				00
			5,222,4	-23,037,		-17,815,26
			26.28	692.25		5.97
			5,222,4	-5,222,4		
			26.28	26.28		

	420,450,000.00	631,363,831.50			76,734,700.36		417,108,957.73	-14,457.22	26,382,722.11	1,572,025,754.48
“ ”	1,000,000.00	3,105,400.00			19,335,362.30		171,253,166.51	345,723.72	6,041,304.94	201,080,957.47
							203,202,028.81		-1,450,158.06	201,751,870.75
								345,723.72		345,723.72
							203,202,028.81	345,723.72	-1,450,158.06	202,097,594.47
	1,000,000.00	3,105,400.00							7,491,463.00	11,596,863.00
1	1,000,000.00	6,100,000.00							7,491,463.00	14,591,463.00
2		-2,994,600.00								-2,994,600.00
3										
					19,335,362.30		-31,948,862.30			-12,613,500.00
1					19,335,362.30		-19,335,362.30			
2										
3							-12,613,500.00			-12,613,500.00
4										
1										
2										
3										
4										
1										

2										
	421,450,000.00	634,469,231.50			96,070,062.66		588,362,124.24	331,266.50	32,424,027.05	1,773,106,711.95

8

	421,450,000.00	634,469,231.50			96,070,062.66			595,011,291.69	1,747,000,585.85	
	421,450,000.00	634,469,231.50			96,070,062.66			595,011,291.69	1,747,000,585.85	
“ ”	-10,000,000.00	-58,246,800.00			5,222,426.28			29,186,570.57	-33,837,803.15	
								52,224,262.82	52,224,262.82	
								52,224,262.82	52,224,262.82	
	-10,000,000.00	-58,246,800.00							-68,246,800.00	
1	-10,000,000.00	-61,000,000.00							-71,000,000.00	
2		2,753,200.00							2,753,200.00	
3										
					5,222,426.28			-23,037,692.25	-17,815,265.97	

1					5,222,426. 28		-5,222,426. 28	
2								
3							-16,587,97 0.54	-16,587,97 0.54
4							-1,227,295. 43	
1								
2								
3								
4								
1				4,912,324. 81				4,912,324. 81
2				4,912,324. 81				4,912,324. 81
	411,450,00 0.00	576,222,43 1.50			101,292,48 8.94		624,197,86 2.26	1,713,162, 782.70

	420,450,00 0.00	631,363,83 1.50			76,734,700 .36		433,606,53 1.00	1,562,155, 062.86
	420,450,00 0.00	631,363,83 1.50			76,734,700 .36		433,606,53 1.00	1,562,155, 062.86
“ ”	1,000,000. 00	3,105,400. 00			19,335,362 .30		161,404,76 0.69	184,845,52 2.99
							193,353,62 2.99	193,353,62 2.99



				193,353,62	193,353,62
				2.99	2.99
	1,000,000.	3,105,400.			4,105,400.
	00	00			00
1	1,000,000.	6,100,000.			7,100,000.
	00	00			00
2		-2,994,600.			-2,994,600.
					00
3					
				-31,948,86	-12,613,50
				2.30	0.00

	10	3		1,244
5,300	; 2004	9	2004 7 20	10 2.5
6,625	; 2006	6 6	2006 3 30	10 5
9,937.5	2006	12		
13,257.50	2007		3,320	10,606.00
2,651.50	2007	12 31	13,257.50	
27,430		2010	26,515	2008 1 15 915
2	54,860,000		274,300,000	10
	9,000,000	2011 12	10 3	82,290,000
2011		A	1,000,000	2012 3 23
19				
			1,000	2012 12 31 41,145
			2	

**1**

2006 2 “ ” — 38

**2**

2012 12 31

2012

**3**

1 1 12 31

**4**

5

1

2

6

1

)

(

2

7

8

1

2

9

1



7

10

1

2

1

	100

2


√ □

	(%)	(%)
1 1	2%	2%
1 2	6%	6%
2 3	15%	15%
3 4	40%	40%
4 5	70%	70%
5	100%	100%

□ √

---

□ √

**3**


**11**

**1**

**2**

**3**

**4**

**5**

**12**

**1**

1

2

**2**

**3**

1

2

50%

20%

**4**



**13**

1

2

**14**

**1**

1

2

**2**

2

1

3

4

5

**3**

		%	%
	30	3%	3.17%

---

	10		3%	9.7%
		x	-	1

2

- 1
- 2
- 3

3

3

4

17

18

19

1

2

--	--	--

**3**

**4**

**5**

%

&

' "

("

**6**

**20**

**21**

**22**

**1**

2

3

2

23

1

2

22 —

3

4

1

a

b

c

2

a

b

c

d

e

f

3

a

b

c

24

25

1

1

2

3

4

5

**2**

**3**

27

1

2

28

1

2

3

29

1

2

30

31

32

$\sqrt{\quad}$   $\square$

1

$\square$   $\sqrt{\quad}$

2



√ □

2012 11 24

2012 10

“

”

1 1	5%	2%
1 2	10%	6%
2 3	15%	15%
3 4	35%	40%
4 5	50%	70%
5	100%	100%

9,204.61

13,947.67

711.46

2012

4,031.60

2012 10	2013		40,316,000.00

33

□ √

1

2



		11,000	97,400, 000.00		86.09%	86.09%	10,014, 5,285,11 883.17 6.83
		100	650,000 .00		65%	65%	1,122,1 57.82
		1	79,753. 00		100%	100%	
		60,000	600,000 ,000.00		99.92%	100%	

2

						(%)	(%)		
--	--	--	--	--	--	-----	-----	--	--

				3,300				88.93%	88.93%		5,695,712.13	1,795,750.87	

2

--	--	--

3

√ □

1

4

--	--	--


5

--	--	--	--	--	--

---

**6**

--	--	--

**7**

--	--	--

**8**

--	--	--	--

**9**


**10**

1

2

1

:	--	--	36,084.75	--	--	103,727.47
	--	--	35,864.64	--	--	97,023.52
				1,029.17	6.3%	6,484.68
	271.47	81.08%	220.11	270.47	0.81%	219.27
	--	--	502,773,159.83	--	--	706,573,282.83
	--	--	483,809,443.38	--	--	687,083,073.95
	1,781,086.91	628.55%	11,195,021.80	1,772,414.23	6.3%	11,167,804.81
	588,929.24	831.76%	4,898,477.78	15,403.13	8.16%	125,728.06
	20,355,091.00	7.3%	1,486,919.04	101,031,808.38	0.08%	8,193,679.66
	1,706,090.07	81.08%	1,383,297.83	3,696.00	0.81%	2,996.35
	--	--	211,267,886.21	--	--	209,874,088.92
	--	--		--	--	209,874,088.92
			64,138,551.36			23,561,287.69
			106,338,433.75			164,900,488.91
			150,000.00			12,412,312.32
			10,003,046.10			
			30,637,855.00			
						9,000,000.00
	--	--	714,077,130.79	--	--	916,551,099.22

2

1

--	--	--

2

--	--	--

3

3

1

	9,898,168.00	26,703,000.00
	9,898,168.00	26,703,000.00

2

--	--	--	--	--

3

--	--	--	--	--

	2012 08 16	2013 06 28	17,296,165.00	19
	2012 07 30	2013 06 24	6,810,000.00	16
	2012 09 26	2013 06 26	3,700,000.00	16
	2012 10 15	2013 03 27	5,750,000.00	3
	2012 07 24	2013 05 29	6,000,000.00	9
			101,101,685.95	510
	--	--	140,657,850.95	--



4

	--	--	--	--	--	--
	--	--	--	--	--	--

5

1

--	--	--	--	--

2

--	--	--

3

6

1

		(%)		(%)		(%)		(%)
	64,463,732. 98	3.7%	25,530,117. 79	39.6%				
	1,650,872,2 62.03	94.79%	81,504,981. 89	4.94%	1,383,088 ,416.21	100%	107,412,376. 19	7.77%
	1,650,872,2	94.79%	81,504,981.	4.94%	1,383,088	100%	107,412,376.	7.77%



			%	
	26,336,793.59	13,932,100.10		
	26,336,793.59	13,932,100.10	--	--

**2**

--	--	--	--	--

			%	
--	--	--	---	--

**3**

			308,695.18		
	--	--	308,695.18	--	--

308,695.18

**4**

**5 5**


**5**

				(%)
		104,805,377.36	1-2	6.02%

		81,367,343.16	1	1-2	4.67%
		76,873,637.26	1	1-2	4.41%
		58,559,785.44	1	1-2	3.36%
		57,845,078.18	1	1-2	3.32%
	--	379,451,221.40		--	21.78%

6

				(%)
--	--	--	--	-----

7

--	--	--	--

8


7

1

		(%)		(%)		(%)		(%)
	24,374,607.4 8	100%	10,541,155.8 3	43.25%	49,750,621.3 4	100%	10,079,407.80	20.26%
	24,374,607.4 8	100%	10,541,155.8 3	43.25%	49,750,621.3 4	100%	10,079,407.80	20.26%

	24,374,607.4 8	--	10,541,155.8 3	--	49,750,621.3 4	--	10,079,407.80	--
--	-------------------	----	-------------------	----	-------------------	----	---------------	----

√

√

		(%)			(%)	
1						
1	5,350,916.50	64.01%	107,014.25	27,599,902.22	55.47%	1,266,561.18
1 2	4,260,187.49	7.36%	255,611.25	2,851,358.90	5.73%	285,135.90
2 3	1,156,828.05	3.73%	173,524.21	2,217,417.29	4.46%	332,612.59
3	13,606,675.44	24.9%	10,005,006.12	17,081,942.93	34.34%	8,195,098.13
3 4	2,374,066.23	4.1%	949,626.49	12,601,739.78	25.33%	4,410,608.93
4 5	7,257,431.94	16%	5,080,202.36	1,391,427.90	2.8%	695,713.95
5	3,975,177.27	4.8%	3,975,177.27	3,088,775.25	6.21%	3,088,775.25
	24,374,607.48	--	10,541,155.83	49,750,621.34	--	10,079,407.80

√

√

√

2

--	--	--	--	--

			%	
--	--	--	---	--

**3**

--	--	--	--	--	--

**4**

**5**

**5**


**5**

			(%)
--	--	--	-----

**6**

				(%)
		2,410,740.80	1	9.89%
		980,000.00	1-2	4.02%
		946,630.29	1	3.88%
		500,000.00	1-2	2.05%
		500,000.00	1-2	2.05%
	--	5,337,371.09	--	21.89%

**7**

			(%)
--	--	--	-----

**8**

--	--	--

**9**


**8****1**

		%		%
1	138,320,894.23	84.83%	126,263,907.51	80.41%
1 2	10,470,670.75	6.42%	27,139,433.05	17.28%
2 3	14,262,754.30	8.75%	3,629,952.64	2.31%
	163,054,319.28	--	157,033,293.20	--

**2**

		29,000,000.00	1
		24,096,479.89	1
		13,568,000.00	1
		5,236,000.00	1
		5,179,850.27	1

	--	77,080,330.16	--	--
--	----	---------------	----	----

**3****5****5**


**4****9****1**

	612,556,504.25	157,114.52	612,399,389.73	488,327,654.47	488,327,654.47
	212,623,450.87		212,623,450.87	161,737,148.15	161,737,148.15
	528,928,353.42	1,964,542.41	526,963,811.01	682,287,475.52	682,287,475.52
	9,241,066.18		9,241,066.18	7,666,049.99	7,666,049.99
	1,363,349,374.72	2,121,656.93	1,361,227,717.79	1,340,018,328.13	1,340,018,328.13

**2**

		157,114.52		157,114.52
		1,964,542.41		1,964,542.41
		2,121,656.93		2,121,656.93

**3**

			%




**10**

	1,110.00	12,971,226.00
	1,110.00	12,971,226.00

2011 12 29 “ . ”

**11****1**

--	--	--

**2**

--	--	--	--	--	--	--	--

FAA                    3                    8%                    200                    V-4

2

		%
--	--	---

13

--	--	--

14

	(%)	(%)					

15

1

						(%)	(%)				
		4,001,106 .07	4,001,106 .07	6,308,943 .12	10,310,04 9.19	17.76%	17.76%				
		8,000,000	8,000,000		8,000,000	19.05%	19.05%				

		.00	.00		.00						
		3,400,000.00	2,860,312.97	-60,094.70	2,800,218.27	34%	34%				
		10,000,000.00	9,833,328.25	-297,604.35	9,535,723.90	25%	25%				
	--	25,401,106.07	24,694,747.29	5,951,244.07	30,645,991.36	--	--	--			

2

--	--	--

2012 10 1,695 800 2012  
 6,756.64 1,200 17.76%

16

1

--	--	--	--	--

--	--

2

--	--	--	--	--	--	--	--



**3**

--	--	--	--

**4**

--	--

**5**

--	--	--	--	--

**6**

--	--	--

**18****1**

	114,660,492.90	114,660,492.90	1,483,572.58	1,483,572.58
	6,500.00	6,500.00	198,728.00	198,728.00
			3,289,117.27	3,289,117.27
	5,020,292.78	5,020,292.78	14,984,884.78	14,984,884.78
	3,908,397.27	3,908,397.27	3,060,454.85	3,060,454.85
	9,228,805.50	9,228,805.50	424,641.50	424,641.50
	4,547,144.00	4,547,144.00	1,797,144.00	1,797,144.00
	14,812,060.17	14,812,060.17	5,674,233.00	5,674,233.00
			249,126.00	249,126.00
	1,827,901.50	1,827,901.50	2,068,485.00	2,068,485.00
	162,957,804.00	162,957,804.00	77,161,984.07	77,161,984.07
	316,969,398.12	316,969,398.12	110,392,371.05	110,392,371.05

2

						(%)				(%)		
		1,483,57 2.58	113,176, 920.32					1,976,45 5.94	1,976,45 5.94	6.82%		114,660, 492.90
	60,000,0 00.00	3,289,11 7.27		3,289,11 7.27								
	88,000,0 00.00	3,060,45 4.85	847,942. 42									3,908,39 7.27
	97,000,0 00.00	5,674,23 3.00	16,903.3 10.17	7,765,48 3.00								14,812,0 60.17
		77,161,9 84.07	85,795,8 19.93									162,957, 804.00
		90,669,3 61.77	216,723, 992.84	11,054,6 00.27		--	--			--	--	296,338, 754.34

3

--	--	--	--	--	--

4

--	--	--	--

5

19

--	--	--	--	--

20

---

--	--	--	--

1

1

21

1


2


22

--	--

	345,608,886.20	117,249,735.00		462,858,621.20
	1,366,658.75	17,000.00		1,383,658.75
	37,746,801.62	13,943,241.93	1,466.63	51,688,576.92
	23,547,233.06	4,144,279.53		27,691,512.59
	1,853,384.97	1,720,818.57	1,466.63	3,572,736.91
	11,522,806.10	7,903,488.63		19,426,294.73
	823,377.49	174,655.20		998,032.69
	342,867,841.25	108,071,470.05	14,533.37	450,924,777.93
	4,516,873.58		4,115,140.71	401,732.87
	3,721,606.31	2,983,486.22		6,705,092.53
	334,086,080.10	109,346,246.37		443,432,326.47
	543,281.26		157,655.20	385,626.06
	342,867,841.25	108,071,470.05	14,533.37	450,924,777.93
	4,516,873.58		4,115,140.71	401,732.87
	3,721,606.31	2,983,486.22		6,705,092.53
	334,086,080.10	109,346,246.37		443,432,326.47
	543,281.26		157,655.20	385,626.06

13,943,241.93

**2**


100

**24**




	2,532,675.23			2,532,675.23	
	2,532,675.23			2,532,675.23	

25

	100,000.00		100,000.00			
	208,860.00	75,000.00	54,980.00		228,880.00	
	308,860.00	75,000.00	154,980.00		228,880.00	--

5

26

1

	20,052,940.67	17,896,790.90
	1,300,514.43	1,931,152.97
	113,689.25	50,921.47
	2,331,292.88	2,866,940.59
	318,248.54	
	170,907.68	
	24,287,593.45	22,745,805.93

	18,612,660.13	6,895,717.24

	18,612,660.13	6,895,717.24
--	---------------	--------------

2013	177,204.36	177,204.36
2014	2,769,538.77	3,052,481.88
2015	15,824,637.05	15,824,637.05

27

	117,491,783.99	14,325,266.80		308,695.18	131,508,355.61
		2,121,656.93			2,121,656.93
	117,491,783.99	16,446,923.73		308,695.18	133,630,012.54

28

--	--	--

29

1

	240,000,000.00	
		28,000,000.00
	1,339,498,861.46	771,601,800.00
	1,579,498,861.46	799,601,800.00

2


**30**

--	--	--

**31**

	137,953,993.90	59,724,001.38
	137,953,993.90	59,724,001.38

1		5%	5%	
2	2012 12 31			7,563,229.76
	100%			
3	2012 12 31			4,788,758.00
	100%			
4	2012 12 31			14,651,935.75
	100%			
5	2012 12 31			2,992,000.00
	100%			
6	2012 12 31			
61,969,723.03			30%	
7	2012 12 31			38,749,578.58
	30%			
8	2012 12 31			7,238,768.78
	30%			
9				
	3,330,000.00	6,404,473.00	3,000,000.00	
6				

**32**

**1**

1	825,298,650.88	608,510,835.94

1-2	97,965,325.37	56,078,316.81
2-3	6,226,803.01	26,192,458.09
3	12,445,412.12	14,571,602.82
	941,936,191.38	705,353,213.66

**2****5 5**

--	--	--

**3****33****1**

1	31,052,520.74	41,623,517.13
1-2	10,116,718.47	5,054,573.29
2-3	3,324,024.94	2,321,185.04
3	4,228,630.31	2,284,165.31
	48,721,894.46	51,283,440.77

**2****5 5**

--	--	--

**3****34**

	15,008,566.55	159,541,004.06	162,561,863.83	11,987,706.78





40

1

1	279,000,000.00	215,000,000.00
	279,000,000.00	215,000,000.00

2

	279,000,000.00	215,000,000.00
	279,000,000.00	215,000,000.00

				%				
	2011 02 01	2013 01 31		5.35%		150,000,000. 00		
	2010 12 22	2012 12 20		5.6%				100,000,000. 00
	2010 09 20	2012 03 20		4.58%				60,000,000.0 0
	2010 03 30	2012 03 29		6.32%				50,000,000.0 0
	2011 03 01	2013 02 28		6.41%		50,000,000.0 0		
	2011 02 09	2013 02 08		5.49%		50,000,000.0 0		

			(%)			
--	--	--	-----	--	--	--



**3**

--	--	--	--	--	--	--	--	--	--

**4**

			%			
--	--	--	---	--	--	--

**41**

		200,000,000.00
		26,552.61
		200,026,552.61

: 2009

2011 3 31 2

4

**42**

**1**

	286,715,217.00	598,600,000.00
	286,715,217.00	598,600,000.00

2

				%				
	2010 11 12	2013 05 11		5.06%				100,000,000. 00
	2011 02 01	2013 01 31		6.1%				150,000,000. 00
	2011 05 18	2014 05 17		6.4%		92,500,000.0 0		100,000,000. 00
	2011 07 07	2014 07 06		6.65%		85,000,000.0 0		95,000,000.0 0
	2012 10 30	2014 04 30		6.3%		90,000,000.0 0		

43

--	--	--	--	--	--	--	--	--	--

44

1

				%			
--	--	--	--	---	--	--	--

2


45

--	--	--	--	--	--

46

	2,000,000.00	2,000,000.00
	10,000,000.00	36,000,000.00
	138,517,480.11	64,000,000.00
	115,200.00	
	476,666.67	
		160,000.00
10		333,300.00
		75,000.00
	23,478,111.63	23,982,296.30
	4,800,000.00	5,400,000.00
	800,000.03	900,000.00
	180,187,458.44	132,850,596.30

1					[2011]11
	200				
2		2011 58		2012	3,600
			2012 77		1,000
3				64,000,000.00	74,517,480.11
	138,517,480.11				
4					
345,600.00		230,400.00		115,200.00	
5		2012 27 63			380
	62			2,703,333.33	476,666.67
6				53.71	16
	53.71	16			
7			[2010]32	2010	

100 66.67 33.33  
 8 [2010]002  
 20 12.5 7.5  
 9 504,184.67 23,982,296.30  
 10 2010  
 600 60 60 480  
 11 2009 5 2009  
 100 10 10  
 80

47

	421,450,000.00				-10,000,000.00	-10,000,000.00	411,450,000.00

3

2012 3 23 2011 A  
 19 1,000  
 2012 5 10 [2012] 01020103

48

49

	2012 12 31	2011 12 31
	1,220,217.49	
	1,220,217.49	

[2012]16

50

	633,107,285.00		61,000,000.00 572,107,285.00

---

	1,361,946.50	2,773,283.21		4,135,229.71
	634,469,231.50	2,773,283.21	61,000,000.00	576,242,514.71

2011	411,450,000	10	0.409721
16,857,970.54			
2010 12 17	900	2010	0.03 /
270,000.00			
2012		800	
	-1,227,295.43		

54

1

	1,928,442,410.31	3,082,274,082.96
	8,902,405.47	7,397,367.13
	1,400,107,304.08	2,305,215,201.70

2

	1,928,442,410.31	1,393,528,829.01	3,082,274,082.96	2,298,957,817.57
	1,928,442,410.31	1,393,528,829.01	3,082,274,082.96	2,298,957,817.57

3

	746,183,459.21	499,395,472.91	1,312,465,588.32	979,902,297.73
	775,960,415.11	595,912,152.93	1,332,798,280.30	1,008,966,582.41
	86,599,567.99	52,963,481.31	128,578,470.81	81,087,358.14
	195,494,190.93	160,654,922.27	234,740,214.45	183,536,327.13
	124,204,777.07	84,602,799.59	73,691,529.08	45,465,252.16

	1,928,442,410.31	1,393,528,829.01	3,082,274,082.96	2,298,957,817.57
--	------------------	------------------	------------------	------------------

4

	210,579,655.92	148,554,322.11	435,795,934.76	342,227,918.11
	202,134,444.20	163,072,984.31	452,342,420.87	364,906,085.39
	454,528,121.65	342,519,291.43	699,013,946.90	521,334,593.45
	301,882,569.59	208,389,546.10	567,388,752.55	439,726,334.52
	129,303,719.08	99,892,022.11	222,281,121.69	164,549,128.36
	630,013,899.87	431,100,662.95	705,451,906.19	466,213,757.74
	1,928,442,410.31	1,393,528,829.01	3,082,274,082.96	2,298,957,817.57

5

		(%)
	140,946,648.21	7.28%
	111,916,144.43	5.78%
	68,261,026.37	3.52%
	55,117,014.49	2.84%
	34,632,478.63	1.79%
	410,873,312.13	21.21%

55

				“_”	
				“_”	

56

	5,631,095.27	4,871,104.72	
	5,631,095.27	4,812,467.32	
		197,309.70	
	11,262,190.54	9,880,881.74	--

57

	3,732,959.12	2,445,198.07
	7,722,034.42	5,602,061.93
	29,271,088.66	23,185,643.49
	47,165,532.42	75,229,637.97
	13,072,979.33	16,074,522.97
	8,021,642.73	8,106,406.02
	22,293,161.56	17,879,852.73
	2,013,828.57	1,099,241.95
	1,615,212.70	865,772.50
	2,586,818.84	2,027,777.62
	4,778,986.27	3,762,202.39
	48,050,969.52	49,590,711.83
	8,243,476.41	6,117,602.12
	2,011,951.47	2,221,541.48
	41,441,472.21	48,670,856.97
	242,022,114.23	262,879,030.04

58

	3,813,944.71	2,460,999.37
	1,663,611.89	1,210,162.43



	2,790,510.75	2,711,404.58
	2,176,846.51	1,812,062.25
	614,415.57	594,880.68
	4,280,231.15	3,254,316.98
	36,939,128.05	41,066,243.83
	78,448,578.99	123,308,922.31
	10,150,463.43	6,094,308.06
	1,055,621.73	2,548,455.23
	233,456.69	1,416,152.62
	13,378,283.56	10,912,218.17
	861,593.50	670,895.70
	297,074.39	339,634.90
	47,445.60	638,021.91
	12,341,629.32	10,744,987.58
	5,304,514.52	2,609,654.25
	184,534.10	339,462.30
	4,869,779.02	6,079,467.23
	179,451,663.48	218,812,250.38

59

	133,983,573.84	110,348,288.37
	-7,235,434.26	-8,122,748.07
		8,440,234.52
	-7,034,505.53	-141.93
	9,052,342.11	8,918,900.67
	128,765,976.16	119,584,533.56

60

--	--	--

**61**

**1**

	-821,460.50	-706,358.78
	472,030.78	
	498,882.17	1,455,228.84
	149,452.45	748,870.06

**2**

--	--	--	--

**3**

	-463,761.45		
	-60,094.70	-539,687.03	
	-297,604.35	-166,671.75	
	-821,460.50	-706,358.78	--

1			200	V-4
FAA	3	8%	498,882.17	
2			800	17.76%
3				490,125.00
	962,155.78	472,030.78		

**62**

	14,325,266.80	25,671,379.05
	2,121,656.93	

	16,446,923.73	25,671,379.05
--	---------------	---------------

## 63

## 1

		111,137.52	
	943,611.73	111,137.52	
	10,000.00		
	53,300,480.57	73,211,695.95	
	1,057,668.37	1,661,371.38	
	55,311,760.67	74,984,204.85	

## 2

	2,379,984.64	7,168,378.95	
		300,000.00	2010 2025
		20,000,000.00	2011 107
		3,000,000.00	[2011]4
	900,000.00		
2011	1,000,000.00		2011 4
		30,000,000.00	[2011]38
	2,000,000.00		2012 / 2012 13
	200,000.00		2012 4
2012	400,000.00		12ZCZDGX02300
2012	900,000.00		

			12ZCDZGX45600
	408,000.00		12KQZZGX0058
		1,000,000.00	2011 136
2010		2,380,000.00	2011 30
2010		500,000.00	2010 1040
2010		4,000,000.00	2010 1162
		800,000.00	2010 68
863		980,000.00	/ 2010 107
863		868,300.00	/ 2010 694
	1,000,000.00		2011 119 2011 156
2011	414,300.00		2011 90
2011	400,000.00		2011 100 2011 118
2012	500,000.00		2012 12
2011	560,000.00		2012 16
	782,799.00		2011 126
	320,000.00		2012 1
2012	36,000,000.00		2011 58
	2,620,000.00		
	2,515,396.93	2,215,017.00	
	53,300,480.57	73,211,695.95	--

		43,600.05	
	281,557.46	43,600.05	
	380,000.00	315,000.00	
	463,734.86	577,413.76	
	1,125,292.32	936,013.81	

## 65

	9,718,115.12	29,462,816.83
	-1,541,787.52	-8,789,452.86
	8,176,327.60	20,673,363.97

## 66

1

	2012	2011
	9,080,703.04	203,202,028.81
	46,225,524.74	54,889,017.38
	-37,144,821.70	148,313,011.43
	415,616,666.67	420,450,000.00
	0.0218	0.4833
	-0.0894	0.3527

2

2012 12 31

## 67

2.	20,083.21	
	20,083.21	
4.	-310,810.42	345,723.72

	-310,810.42	345,723.72
	-290,727.21	345,723.72

68

1

	100,637,342.71
	7,235,434.26
	1,165,144.00
	4,962,841.64
	114,000,762.61

2

	9,263,397.65
	10,925,237.68
	32,921,762.71
	7,591,960.73
	9,678,586.38
	28,384,646.99
	13,075,784.23
	1,545,212.70
	320,115.43
	113,706,704.50

3

--	--

**4**

--	--

**5**

	4,109,558.97
	4,109,558.97

**6**

	5,218,570.00
	450,000.00
	10,238,443.76
	15,907,013.76

**69****1**

1	--	--
	5,448,236.76	201,751,870.75
	16,446,923.73	25,671,379.04
	49,041,615.99	45,133,537.14
	13,943,241.94	11,474,575.41
	154,980.00	153,540.00
	-662,054.27	-67,537.47

	136,638,895.82	101,638,814.15
	-149,452.45	-748,870.06
	-1,541,787.52	-8,789,452.86
	-23,331,046.59	-162,330,294.15
	-563,918,679.08	-173,357,532.02
	422,511,332.90	81,491,138.37
	54,582,207.22	122,021,168.30
2	--	--
3	--	--
	560,724,684.00	708,760,343.86
	708,760,343.86	722,294,465.98
	-148,035,659.86	-13,534,122.12

**2**

	--	--
	--	--
3	-125,727.80	

**3**

	560,724,684.00	708,760,343.86
	36,084.75	103,727.47
	502,773,159.83	706,573,282.83
	57,915,439.42	2,083,333.56
	560,724,684.00	708,760,343.86

**70**



1

2

--	--	--	--	--	--	--	--	--	--

1

							(%)	(%)		

2

							(%)	(%)	
						100	65%	65%	77675211-1
						3300	88.93%	88.93%	73571216-4
						11000	86.09%	86.09%	68082501-3
						60000	100%	100%	55652501-3
						2740	51%	51%	55951373-9

					1	100%	100%
( )					500		100%
( )			SdG				

4

--	--	--

5

1

				%		%

				%		%
			2,305.98	0%		

2 /

/

/	/	/	/	/	/	/
---	---	---	---	---	---	---

/

/	/	/	/	/	/	/
---	---	---	---	---	---	---

/

/

3

			2012 01 01	2012 12 31		810,000.00

--	--	--	--	--	--	--

**4**

--	--	--	--	--	--	--

**5**


**6**

					%		%

**7**

**6**

		2,698.00			
		585.00			
		1,568.00			
		22,917.92			
		296,378.77			

			3,212,474.91		

**1**

2010  
 15 1,000 7.1 2010  
 900 100  
 2011 2010 100 4  
 7.1  
 1,000

**2****3**

4

5

900

100

1

2012 12 31

757,928.34

2

1

1

10%

116,605.55

2012 12 31

30,304.51

2

31

23,852.58

10%

1,837.37

2012 12

3

2012 11

12

2012 12 29

2013 11 28

11,322.52

2012 12 31

2

1

--	--	--	--

2

	12,343,500.00
--	---------------

3

1

2

3

“ ”

4

5

6

1.	0.00	0.00	0.00	0.00	0.00
2.	0.00	0.00	0.00	0.00	0.00
3.	0.00	0.00	0.00	0.00	0.00
	0.00	0.00	0.00	0.00	0.00
		0.00	0.00	0.00	
		0.00	0.00	0.00	
	0.00	0.00	0.00	0.00	0.00
	0.00	0.00	0.00	0.00	0.00
	0.00	0.00	0.00	0.00	0.00
	0.00	0.00	0.00	0.00	0.00

7

	0.00	0.00	0.00	0.00	0.00
	0.00				0.00



8

9

1

1

		(%)		(%)		(%)		(%)
	64,463,732.98	5.16%	25,530,117.79	39.6%				
	1,485,850,153.04	93.17%	76,957,056.66	5.17%	1,305,417,037.97	100%	103,572,725.39	7.93%
	1,485,850,153.04	93.17%	76,957,056.66	5.17%	1,305,417,037.97	100%	103,572,725.39	7.93%
	26,336,793.59	1.67%	13,932,100.10	52.9%				
	1,576,650,679.61	--	116,419,274.55	--	1,305,417,037.97	--	103,572,725.39	--

			%	
	64,463,732.98	25,530,117.79	39.6%	
	64,463,732.98	25,530,117.79	--	--

--	--	--

		(%)			(%)	
1						
	--	--	--	--	--	--
	1,079,808,303.96	72.67%	21,596,166.08	893,940,508.09	68.48%	44,697,025.40
1	1,079,808,303.96	72.67%	21,596,166.08	893,940,508.09	68.48%	44,697,025.40
1 2	343,503,488.35	23.12%	20,610,209.30	290,599,503.70	22.26%	29,059,950.37
2 3	1,156,799.67	0.08%	173,519.95	98,975,593.48	7.58%	14,846,339.02
3	61,381,561.06	4.13%	34,577,161.33	21,901,432.70	1.68%	14,969,410.60
3 4	43,264,196.32	2.91%	17,305,678.53	5,213,908.96	0.4%	1,824,868.14
4 5	2,819,606.46	0.19%	1,973,724.52	7,085,962.56	0.54%	3,542,981.28
5	15,297,758.28	1.03%	15,297,758.28	9,601,561.18	0.74%	9,601,561.18
	1,485,850,153.04	--	76,957,056.66	1,305,417,037.97	--	103,572,725.39

2

--	--	--	--	--

--	--	--	--	--

3

--	--	--	--	--

4

5

5


5

6

				(%)	
		104,805,377.36	1	1-2	6.65%
		81,367,343.16	1	1-2	5.16%
		76,873,637.26	1	1-2	4.88%
		58,559,785.44	1	1-2	3.71%
		57,845,078.18	1	1-2	3.67%
	--	379,451,221.40		--	24.07%

7

				(%)
--	--	--	--	-----

8

9

2

1

		(%)		(%)		(%)		(%)
	271,449,728.90	100%	19,634,329.34	7.23%	158,076,330.50	100%	15,603,496.16	9.87%
	271,449,728.90	100%	19,634,329.34	7.23%	158,076,330.50	100%	15,603,496.16	9.87%
	271,449,728.90	--	19,634,329.34	--	158,076,330.50	--	15,603,496.16	--

□ √

√ □

		(%)			(%)	
1	--	--	--	--	--	--
	134,147,311.34	49.43%	1,686,862.17		136,008,464.23	%
1	134,147,311.34	49.43%	1,686,862.17		136,008,464.23	%
1 2	121,751,034.39	44.85%	7,305,062.06		2,777,659.55%	
2 3	2,116,248.05	0.78%	317,437.21		2,213,417.29%	

3	13,435,135.12	4.94%	10,324,967.90	17,076,789.43	10.8%	8,193,294.40
3 4	2,370,066.24	0.87%	948,026.50		12,596,586.28 %	
4 5	5,627,091.61	2.07%	3,938,964.13		1,391,427.9%	
5	5,437,977.27	2%	5,437,977.27		3,088,775.25%	
	271,449,728.90	--	19,634,329.34	158,076,330.50	--	15,603,496.16

√

√

√

**2**

--	--	--	--	--

			%	
--	--	--	---	--

**3**

--	--	--	--	--

**4**

**5**

**5**


5

6

			(%)
	237,491,671.20	1-2	87.49%
	2,478,926.56	1-3	0.91%
	1,253,888.60	1-2	0.46%
	980,000.00	1-2	0.36%
	504,913.21	1-2	0.19%
	242,709,399.57	--	89.41%

7

		(%)

8

! (mirrored text)

9

3

			(%)	(%)		
	650,000.0	650,000.0	650,000.0	65%	65%	
	0	0	0			

		62,247,000.00	62,247,475.50		62,247,475.50	88.93%	88.93%				
		94,700,000.00	94,700,000.00		94,700,000.00	86.09%	86.09%				
		4,010,000.00	4,001,106.07	-4,001,106.07		17.76%	17.76%				
		405,771.00	490,125.00	-490,125.00		100%	100%				
		8,000,000.00	8,000,000.00		8,000,000.00	19.05%	19.05%				
		599,500.00	599,500.00		599,500.00	99.92%	99.92%				
		13,974,000.00	13,974,000.00		13,974,000.00	51%	51%				
( )		4,033,750.00	0.83	4,056,499.19	4,056,500.02	100%	100%				
		3,400,000.00	2,860,312.97	-60,094.70	2,800,218.27	34%	34%				
		10,000,000.00	9,833,328.25	-297,604.35	9,535,723.90	25%	25%				
		12,000,000.00		10,310,049.19	10,310,049.19	17.76%	17.76%				
	--	812,920,521.00	796,256,348.62	9,517,618.26	805,773,966.88	--	--	--			

1

2012 10  
6,756.641,695  
1,200800  
17.76%

2012

2  
3

4

1

	1,820,936,880.40	3,000,212,656.42
	5,403,295.48	6,572,564.06
	1,826,340,175.88	3,006,785,220.48
	1,314,692,912.07	2,261,736,471.26

2

	1,820,936,880.40	1,310,989,660.66	3,000,212,656.42	2,255,934,847.79
	1,820,936,880.40	1,310,989,660.66	3,000,212,656.42	2,255,934,847.79

3

	746,183,459.21	499,395,472.91	1,312,465,588.32	979,902,297.73
	775,960,415.11	595,912,152.93	1,332,798,280.30	1,008,966,582.41
	86,599,567.99	52,963,481.31	128,578,470.81	81,087,358.14
	87,988,661.02	78,115,753.92	152,678,787.91	140,513,357.40
	124,204,777.07	84,602,799.59	73,691,529.08	45,465,252.11
	1,820,936,880.40	1,310,989,660.66	3,000,212,656.42	2,255,934,847.79

4

--	--	--



	210,579,655.92	148,554,322.11	435,795,934.76	342,227,918.11
	202,134,444.20	163,072,984.31	452,342,420.87	364,906,085.39
	454,528,121.65	342,519,291.43	699,013,946.90	521,334,593.45
	301,882,569.59	208,389,546.10	567,388,752.55	439,726,334.52
	129,303,719.08	99,892,022.11	222,281,121.69	164,549,128.36
	522,508,369.96	348,561,494.60	623,390,479.65	423,190,787.96
	1,820,936,880.40	1,310,989,660.66	3,000,212,656.42	2,255,934,847.79

5

		(%)
	140,946,648.21	7.72%
	111,916,144.43	6.13%
	68,261,026.37	3.74%
	55,117,014.49	3.02%
	34,632,478.63	1.9%
	410,873,312.13	22.51%

5

1

	-821,460.50	-706,358.78
	-490,125.00	
	-1,311,585.50	-706,358.78

2

--	--	--	--

3

	-463,761.45		
	-60,094.70	-539,687.03	
	-297,604.35	-166,671.75	
	-821,460.50	-706,358.78	--

800

17.76%

490,125.00

-490,125.00

6

1	--	--
	52,224,262.82	193,353,622.99
	19,255,686.12	25,048,820.10
	44,468,722.99	39,148,193.55
	5,391,788.82	4,670,778.48
	100,000.00	150,000.00
“ ”	-662,054.27	-67,537.47
“ ”	136,358,653.15	100,882,404.09
“ ”	1,311,585.50	706,358.78
“ ”	-1,746,337.42	-8,385,816.72
“ ”	-13,496,576.18	-52,359,343.19
“ ”	-485,442,983.36	-79,814,930.11
“ ”	309,270,158.75	-103,297,233.17
	67,032,906.92	120,035,317.33
2	--	--
3	--	--
	353,494,511.55	518,268,738.85

	518,268,738.85	691,990,993.02
	-164,774,227.30	-173,722,254.17

7

--	--	--	--	--

--	--	--

1

	%		
	0.53%	0.0218	0.0218
	-2.19%	-0.0894	-0.0894

2

1		-62.93%
2		-64.94%
3		187.13%
4		31.52%
5		97.54%
6		130.99%
7		33.59%
8		-97.45%
9		-32.21%
10		-100.00%
11		-52.10%
12		35.63%
13		-37.90%
14		-40.05%

---

15		-35.93%	
16		-59.96%	

2012